

PROGRAM



ULTRASOUND IN THE FETAL CARDIOVASCULAR EXAMINATION



21st International
Symposium & Workshop

26th to 30th January 2026

THE CONFERENCE

In 2026 the Children's Heart Center Linz and the Fetomaternal Medicine of the Kepler-University Hospital Linz will host the 21st internationally renowned symposium **ULTRASOUND IN THE FETAL CARDIOVASCULAR EXAMINATION** in Lech am Arlberg, Austria. This conference addresses perinatologists, pediatric and fetal cardiologists, obstetricians, neonatologists, and sonographers.

FACULTY

Sally Ann Clur <i>(Netherlands)</i> ,	Gerald Tulzer <i>(Austria)</i> ,
Annegret Geipel <i>(Germany)</i> ,	Dagmar Wertaschnigg <i>(Austria)</i> ,
Kurt Hecher <i>(Germany)</i> ,	David Lloyd <i>(United Kingdom)</i> ,
Kai-Sven Heling <i>(Germany)</i> ,	Trisha Vigneswaran <i>(United Kingdom)</i> ,
Edgar Jaeggi <i>(Canada)</i> ,	Mary Donofrio <i>(USA)</i> ,
Mats Mellander <i>(Sweden)</i> ,	Simon Meagher <i>(Australia)</i> ,
Anita Moon-Grady <i>(USA)</i> ,	Brigitte Strizek <i>(Germany)</i> ,
Greg Ryan <i>(Canada)</i> ,	Agnieszka Grzyb <i>(Poland)</i> ,
Iris Scharnreitner <i>(Austria)</i> ,	Eva Sames-Dolzer <i>(Austria)</i> ,
Anna Seale <i>(United Kingdom)</i> ,	Gwendolin Manegold-Brauer
Lila Seidl-Mlczech <i>(Austria)</i> ,	<i>(Switzerland)</i>
Andreas Tulzer <i>(Austria)</i> ,	

UNDER THE PATRONAGE OF:

International Society of Ultrasound
 in Obstetrics and Gynecology (ISUOG),
 The Association for European Paediatric
 and Congenital Cardiology (AEPC),
 Austrian Society of Ultrasound in Medicine (ÖGUM),
 German Society of Ultrasound in Medicine (DEGUM),
 Swiss Society of Ultrasound in Medicine (SGUM).

LOCATION

Hotel Sonnenburg

The hotel is located in Oberlech and can be easily reached with the "Bergbahn Lech-Oberlech". At the top station, the conference rooms of the hotel can be easily reached after a 5 minute walk. The webpage of the hotel can be reached at www.sonnenburg.at.

CME CREDITS

The 21st Ultrasound in the Fetal Cardiovascular Examination has been accredited by the European Board for Accreditation of Continuing Education for Health Professionals (EBAC®) with 31 CME credits.

Through an agreement between the European Board for Accreditation of Continuing Education for Health Professionals and the American Medical Association physicians may convert EBAC® CE credits to AMA PRA Category 1 Credits™. Information on the process to convert EBAC credit to AMA credit can be found on the AMA website. Other health care professionals may obtain from the AMA a certificate of having participated in an activity eligible for conversion of credit to AMA PRA Category 1 Credit™.

PARTNER AND SPONSORS

A big thank you to our Platinum Sponsor GE HealthCare and our partners „Kinderherz Zentrum Linz“ and „Research-Association CHL“!



SESSION 1 / 8:30-15:00

Chair: Tulzer G., Hecher

- 08:30-09:00 The Fetal 3 Vessel Trachea View
Kai Heling
- 09:00-09:30 Screening for First Trimester Fetal Cardiac Defects in 2026: A New Perspective
Simon Meagher
- 09:30-10:00 Fetal Echocardiography in the Third Trimester
Gwendolin Manegold-Brauer
- // Break 10:00-10:45
- 10:45-11:15 Doppler Examination in Anomaly Scans
Annegret Geipel
- 11:15-11:45 Sequential Segmental Analysis in complex cardiac defects
Agnieszka Grzyb
- // Break 11:45-13:00
- 13:00-15:00 Questions and Answers

SESSION 2 / 16:00-17:30

Chair: Geipel, Seale

- 16:00-16:20 Specialized Delivery Planning for the Fetus with CHD
Mary Donofrio
- 16:20-16:40 Balancing the Risks and Benefits of Early Delivery in Congenital Heart Disease
Anna Seale
- 16:40-17:00 Hypoplastic Left Heart Syndrome - What to Consider?
Anita Moon-Grady
- 17:00-17:30 Longterm Outcome after Norwood Palliation
Eva Sames-Dolzer
- // Break 17:30-18:00

SESSION 3 / 18:00-19:00

Chair: Lloyd, Ryan

- 18:00-18:20 Twin Pregnancies - Insights From an Interventionists Perspective
Brigitte Strizek
- 18:20-18:40 Noonans Syndrome and Associated Lesions
Sally-Ann Clur
- 18:40-19:00 Surveillance of Fetal Growth Restriction
Gwendolin Manegold-Brauer

SESSION 4 / 8:30-15:00

Chair: Vigneswaran, Jaeggi

- 08:30-09:00 Pulmonary Atresia with Intact Septum - Whom to Treat?
Andreas Tulzer
- 09:00-09:30 Management of Complications in Fetal Cardiac Interventions
Iris Scharnreitner
- 09:30-10:00 Prospective Study on Fetuses with Critical Aortic Stenosis: An Update
Mats Mellander
- // Break 10:00-10:45
- 10:45-11:15 Fetal Congestive Heart Failure: From Diagnosis to Treatment
Gerald Tulzer
- 11:15-11:45 Predicting Urgency of Postnatal Intervention in Fetal CHD
David Lloyd
- // Break 11:45-13:00
- 13:00-15:00 Questions and Answers

SESSION 5 / 16:00-17:30

Chair: Grzyb, Strizek

- 16:00-16:20 Diagnosis and Management of Fetal Ebstein Anomaly
Edgar Jaeggi
- 16:20-16:40 Congenitally Corrected Transposition: A Challenging Diagnosis
Lila Seidl-Mlczech
- 16:40-17:00 Diagnosis of Fetal Coarctation - Where are we in 2026?
Trisha Vigneswaran
- 17:00-17:30 Fetal AVSD: Spectrum of Morphology, Genetics and Outcome
Anna Seale
- // Break 17:30-18:00

SESSION 6 / 18:00-19:00

Chair: Moon-Grady

- 18:00-19:00 LIVE SCANNING
The Fetal Cardiologist's Perspective
Andreas Tulzer

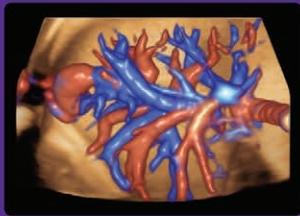


Powering connections

Pushing innovation further

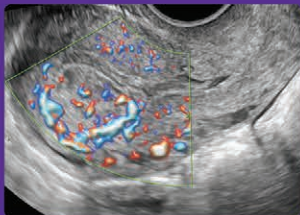


Over the years, our commitment to creating a healthier future for women has never wavered.



By powering the most progressive imaging technologies and intelligent tools with every breakthrough and big idea, we are pushing innovation further and enhancing connections to exponentially improve women's lives.

Choose Voluson™, a partner who is as committed to women's health as you are.



Voluson

A Healthier Future for Women

WEDNESDAY
28th JAN 2026
UFCE 2026

SESSION 7 / 8:30-15:00 / Chair: Moon-Grady, Meagher

- 08:30-09:00 Extracardiac Anomalies
Kai Heling
- 09:00-09:30 Vein of Galen Malformation
Greg Ryan
- 09:30-10:00 Diagnosis and Management of Fetal Anemia
Annegret Geipel
- // Break 10:00-10:45
- 10:45-11:45 **Puzzle The Expert - Tricky Cases:**
Andreas Tulzer and Colleagues
- // Break 11:45-13:00
- 13:00-15:00 Questions and Answers

SESSION 8 / 16:00-17:30 / Chair: Hecher, Mellander

- 16:00-16:20 Use of Doppler in the Slow Heart
Sally-Ann Clur
- 16:20-16:40 Tetralogy of Fallot in the First Trimester: Clues to Diagnosis
Simon Meagher
- 16:40-17:00 Anomalies of Pulmonary Venous Return in the Fetus
Anita Moon-Grady
- 17:00-17:30 Ventricular Septal Defects: Tips and Tricks
Agnieszka Grzyb
- // Break 17:30-18:00

SESSION 9 / 18:00-19:00 / Chair: Seidl-Mlczech, Wertaschnigg

- 18:00-18:40 Fetal Cardiac MRI
Indications and Clinical Utility
David Lloyd
- 18:40-19:00 New ASE Guidelines on Fetal Echocardiography
Mary Donofrio

SESSION 10 / 8:30-15:00 / Chair: Heling, Strizek

- 08:30-09:00 Preeclampsia: Detection and Management
Dagmar Wertaschnigg
- 09:00-09:30 Placental Characteristics in Women with Fontan Circulation
Brigitte Strizek
- 09:30-10:00 Selective FGR in MC/DA Twins - Management and Outcome
Kurt Hecher
- // Break 10:00-10:45
- 10:45-11:15 Screening and Diagnosis of Minor First Trimester Fetal Cardiac Malformation - Why NIPT is a Game Changer
Simon Meagher
- 11:15-11:45 Vascular Rings and Slings
Trisha Vigneswaran
- // Break 11:45-13:00
- 13:00-15:00 Questions and Answers

SESSION 11 / 16:00-19:00 / Chair: Donofrio, Scharnreitner

- 16:00-16:20 Fetal RBC Alloimmunization Current State & Future Advances
Greg Ryan
- 16:20-16:40 Non-immune Mediated Hydrops in the Fetus
Anita Moon-Grady
- 16:40-17:00 Interventions to Improve Outcome After Fetal Diagnosis of CHD
Mary Donofrio
- // Break 17:00-17:30
- 17:30-19:00 LIVE SCANNING
The MFM Specialists' Perspective
Simon Meagher & Kai Heling

SESSION 12 / 08:30-10:45 / Chair: Clur, Mellander

- 08:30-09:00 Management of Pregnancy in the GUCH Patient
Iris Scharnreitner
- 09:00-09:30 Hyperoxygenation Testing in Fetal CHD
Trisha Vigneswaran
- 09:30-10:00 What am I Afraid that I am Going to Miss
Lila Seidl-Mlczech
- // Break 10:00-10:45

SESSION 13 / 10:45-12:15 / Chair: Tulzer A., Scharnreitner

- 10:45-11:15 Communicating Uncertainty in Prenatal Diagnosis
David Lloyd
- 11:15-11:45 Fetal Atrial Flutter and Supraventricular Tachycardia (FAST) Trial Results
Edgar Jaeggi
- 11:45-12:15 Summary UFCE 2026 and Closing
Andreas Tulzer

UFCE 2027

We are happy to announce that the 22nd Ultrasound in the Fetal Cardiovascular Examination (UFCE 2027) will take place from January 25-29 2027 in Lech, Austria. Registration will be available by March 1st 2026! The number of participants will be limited to 110 persons. Registrations will be accepted on a first come, first served basis. You can easily register on our webpage at www.fetal-ultrasound.com or by scanning the QR code. If you have any questions, you can also contact our office at office@fetal-ultrasound.com. We're looking forward to seeing you again in 2027!

CONTACT

Mrs. Miriam Preinfalk, office@fetal-ultrasound.com,
+43 5 76808422003, www.fetal-ultrasound.com



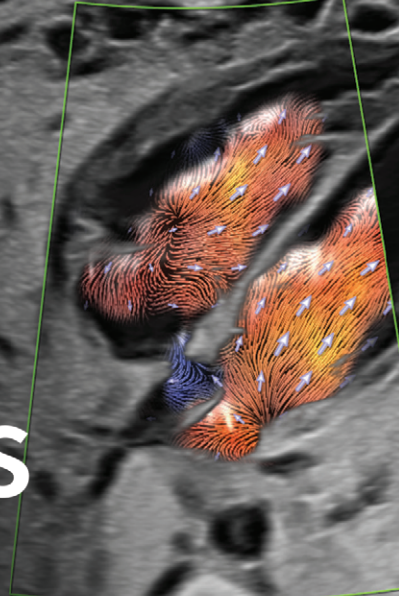


GE HealthCare

Voluson
Expert 230

Powering connections

Pushing innovation further



New Horizons in Fetal Imaging

Voluson™ *Graphicflow* – a new ultrasound
tool for fetal cardiac imaging

Presented by: Professor Rabih Chaoui



Scan to watch
Prof. Chaoui's
session

Voluson

A Healthier Future
for Women